

## DEEP BLUE 4.0

**Mono**

425W n-type Bifacial Double Glass  
Half-cell Black Module  
JAM54D41 400-425/GB Series

### Introduction

Powered by the latest SMBB n-type solar cell and half-cell configuration, these modules have higher output power, lower LID, better weak illumination response, and better temperature coefficient.



Higher power generation  
better LCOE



n-type with very Lower LID



Better weak illumination response



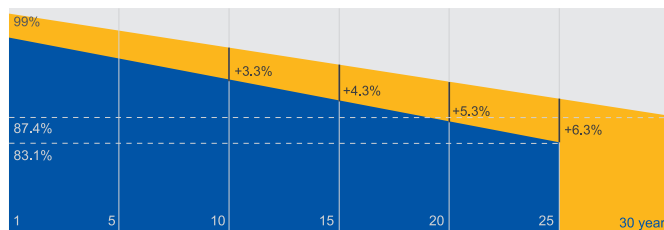
Better Temperature Coefficient

### Superior Warranty

- 12-year product warranty
- 30-year linear power output warranty

1% 1st-year Degradation

0.4% Annual Degradation  
Over 30 years



■ n-type Bifacial Double Glass Module Linear Performance Warranty

■ Standard Module Linear Performance Warranty

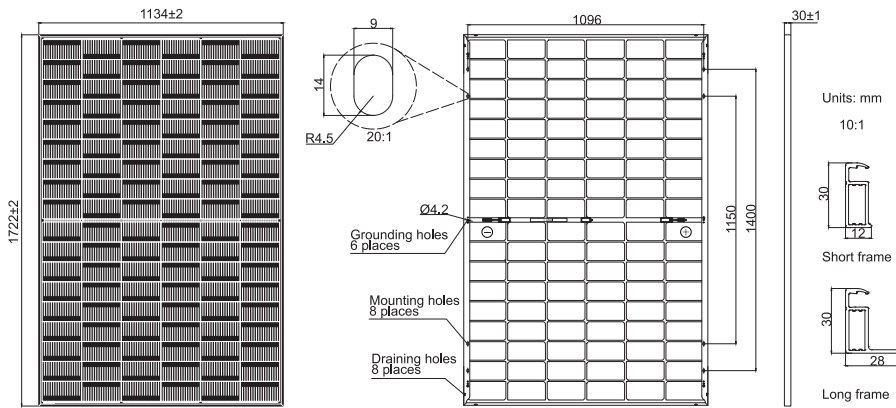
### Comprehensive Certificates

- IEC 61215, IEC 61730
- ISO 9001: 2015 Quality management systems
- ISO 14001: 2015 Environmental management systems
- ISO 45001: 2018 Occupational health and safety management systems
- IEC 62941: 2019 Terrestrial photovoltaic (PV) modules - Quality system for PV module manufacturing



**MECHANICAL DIAGRAMS**

**SPECIFICATIONS**



Cell	Mono-16BB
Weight	21.5kg
Dimensions	1722±2mm×1134±2mm×30±1mm
Cable Cross Section Size	4mm <sup>2</sup> (IEC), 12 AWG(UL)
No. of cells	108(6×18)
Junction Box	IP68, 3 diodes
Connector	QC 4.10-351/ MC4-EVO2A
Cable Length (Including Connector)	Portrait: 200mm(+)/300mm(-); 800mm(+)/800mm(-)(Leapfrog) Landscape: 1100mm(+)/1100mm(-)
Front Glass/Back Glass	1.6mm/1.6mm
Packaging Configuration	36pcs/Pallet, 936pcs/40HQ Container

Remark: customized frame color and cable length available upon request

**ELECTRICAL PARAMETERS AT STC**

TYPE	JAM54D41 -400/GB	JAM54D41 -405/GB	JAM54D41 -410/GB	JAM54D41 -415/GB	JAM54D41 -420/GB	JAM54D41 -425/GB
Rated Maximum Power(Pmax) [W]	400	405	410	415	420	425
Open Circuit Voltage(Voc) [V]	37.60	37.73	37.82	37.92	38.05	38.20
Maximum Power Voltage(Vmp) [V]	30.94	31.16	31.37	31.59	31.80	32.01
Short Circuit Current(Isc) [A]	13.81	13.88	13.95	14.02	14.09	14.16
Maximum Power Current(Imp) [A]	12.93	13.00	13.07	13.14	13.21	13.28
Module Efficiency [%]	20.5	20.7	21.0	21.3	21.5	21.8
Power Tolerance	0~+5W					
Temperature Coefficient of Isc(α <sub>Isc</sub> )	+0.046%/°C					
Temperature Coefficient of Voc(β <sub>Voc</sub> )	-0.260%/°C					
Temperature Coefficient of Pmax(γ <sub>Pmp</sub> )	-0.300%/°C					
STC	Irradiance 1000W/m <sup>2</sup> , cell temperature 25°C, AM1.5G					

Remark: Electrical data in this catalog do not refer to a single module and they are not part of the offer.They only serve for comparison among different module types.

**ELECTRICAL CHARACTERISTICS WITH 10% SOLAR IRRADIATION RATIO**

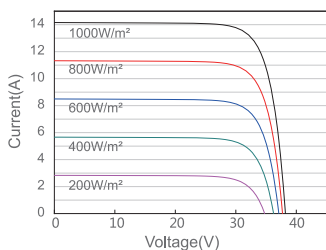
**OPERATING CONDITIONS**

TYPE	JAM54D41 -400/GB	JAM54D41 -405/GB	JAM54D41 -410/GB	JAM54D41 -415/GB	JAM54D41 -420/GB	JAM54D41 -425/GB	Maximum System Voltage	1500V DC
Rated Max Power(Pmax) [W]	432	437	443	448	454	459	Operating Temperature	-40°C~+85°C
Open Circuit Voltage(Voc) [V]	37.63	37.76	37.85	37.95	38.08	38.23	Maximum Series Fuse Rating	30A
Max Power Voltage(Vmp) [V]	30.94	31.15	31.37	31.58	31.79	32.00	Maximum Static Load,Front Maximum Static Load,Back	3600Pa(75 lb/ft <sup>2</sup> ) 2400Pa(50 lb/ft <sup>2</sup> )
Short Circuit Current(Isc) [A]	14.91	14.99	15.07	15.14	15.22	15.29	NOCT	45±2°C
Max Power Current(Imp) [A]	13.96	14.04	14.12	14.19	14.27	14.34	Bifaciality*	80%±10%
Irradiation Ratio (rear/front)	10%						Fire Performance	UL Type 29

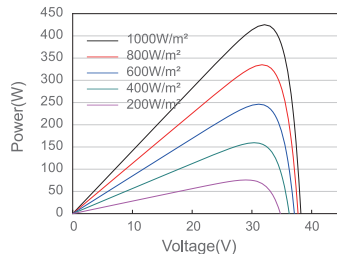
\*Bifaciality=Pmax,rear/Rated Pmax,front

**CHARACTERISTICS**

Current-Voltage Curve JAM54D41-425/GB



Power-Voltage Curve JAM54D41-425/GB



Current-Voltage Curve JAM54D41-425/GB

